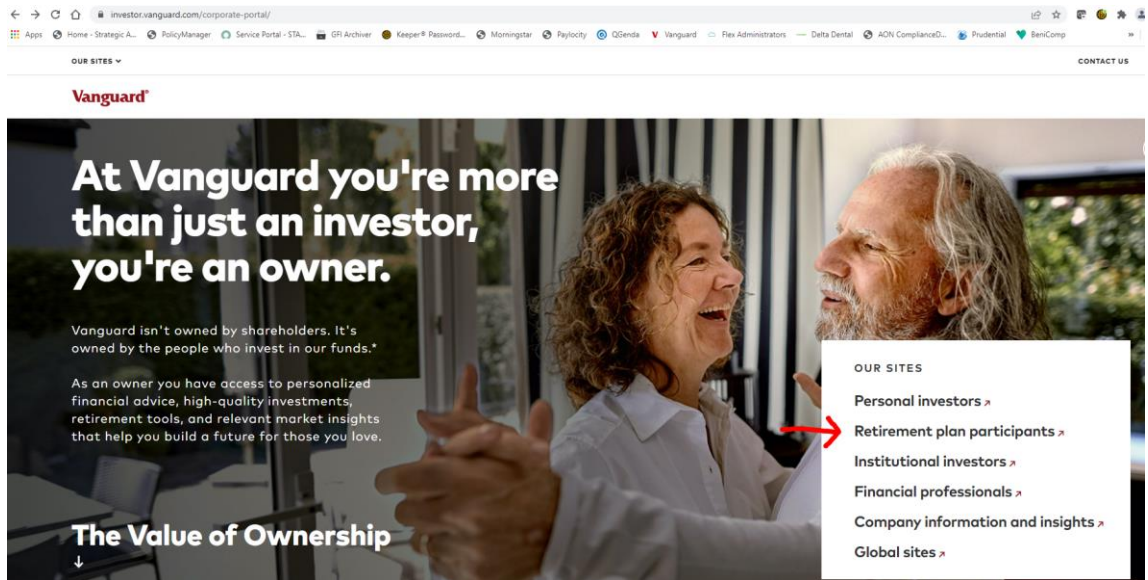


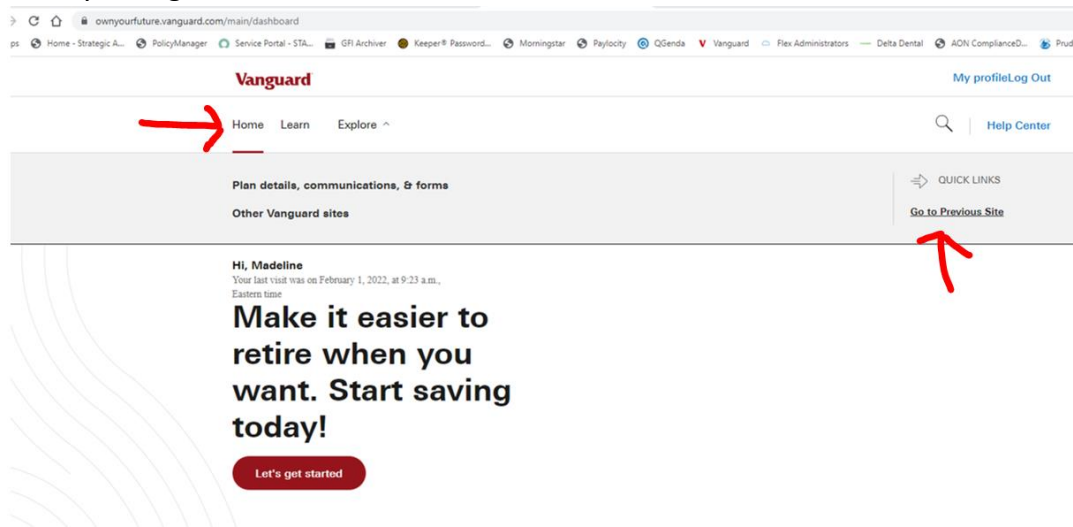
How to Register on the Vanguard Website

You become eligible to make deferrals into the 401(k) retirement plan the 1st of the month following 90 days of service. On or after that date, you can use the below instructions to make an online account with Vanguard so you may set up your deferral elections, select your investment options and choose your beneficiaries. For technical issues on the website, please contact Vanguard Participant Services at (800) 523-1188.

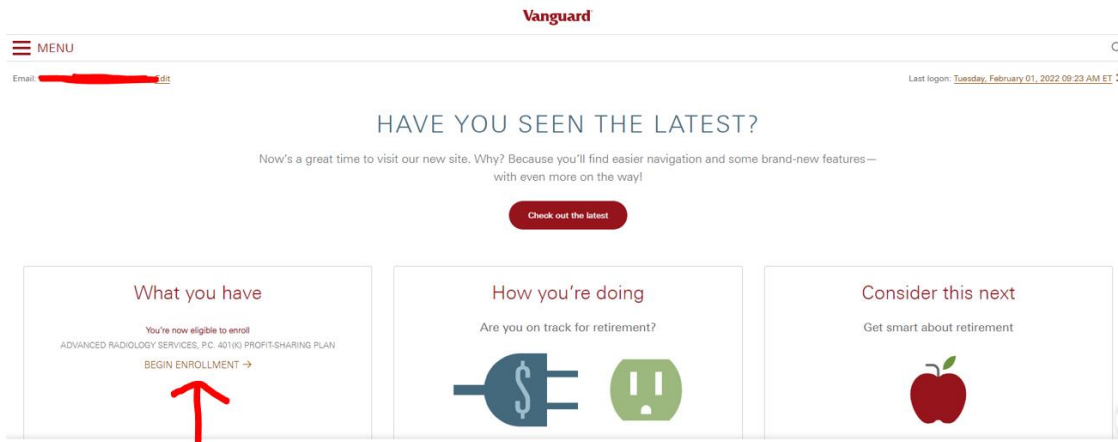
1. Go to www.Vanguard.com and select “Retirement Plan Participants” on the front page.



2. On the login screen, click on “Let’s Go” to register for online access. Follow the prompts and enter your personal information so they can find your account. If needed, our plan number is 092856.
3. Once you Login, click on “Home” and select “Go to Previous Site”



4. Then you should select “Begin Enrollment”



5. This will bring you to a few screens where you will select the amount you wish to contribute biweekly into your 401(k). You can select a flat dollar amount or a percent of pay to defer. We also offer a pre-tax traditional option in which funds will be deducted from your paycheck on a pre-tax basis or you can elect a Roth deferral option in which your contributions will be taxed out of your paycheck.



Choose your paycheck deduction

ADVANCED RADIOLOGY SERVICES, P.C. 401(K) PROFIT-SHARING PLAN - 092856

What you should know

- Your paycheck deduction equals the amount withheld from each paycheck and invested in your employer-sponsored plan.
- Your paycheck deduction will be effective on or after February 11, 2022.
- If you select a dollar amount, your annual salary increases will not be reflected in your plan.

Paycheck deduction

* EMPLOYEE PRE-TAX BASIC

Enter	Range	Deduction
Percent ▾	1%-100%	<input type="text"/> %

* ROTH BASIC

Enter	Range	Deduction
Percent ▾	1%-100%	<input type="text"/> %

* Changing one of the sources in this group from a dollar amount to a percent or a percent to a dollar amount will force a similar change to all sources in this group through a page refresh. You could also lose other entries you have made on this page.

Cancel

Continue

Enroll in your plan
Step 1 of 4

Paycheck deduction

Investments

Review and submit

Confirmation

Learn more about ...

Paycheck deduction plan rules [\[?\]](#)

Roth 401(k)

- Next you will be prompted to select your investments. The plan will offer you a default option from our core plan Target Date Funds. Or you can elect any of the other options within the plan with the “do it yourself” option.



Choose your investments
ADVANCED RADIOLOGY SERVICES, P.C. 401(K) PROFIT-SHARING PLAN - 092856

Select your plan's default fund
A default fund provides a quick and easy way to select your retirement investments.

> JPMorgan SmartRetirement® 2060 R6

Asset mix of default funds

Asset Class	Percentage
Short-term reserves	3.9%
Bonds	8.3%
Stocks	87.7%

Choose your own funds
Select your own mix of funds from your plan's fund list.

For more information about Vanguard funds, visit www.vanguard.com or call 800-523-1188 to obtain a prospectus. Investment objectives, risks, charges, expenses, and other important information about a fund are contained in the prospectus; read and consider it carefully before investing.

Enroll in your plan
Step 2 of 4

Paycheck deduction

Investments

Learn more about ...
[Allocation plan rules](#)

© 1995–2022 The Vanguard Group, Inc. All rights reserved. Vanguard Marketing Corporation, Distributor of the Vanguard Funds. Your use of this site signifies that you accept our terms and conditions of use.

[Privacy Center](#) | [Security Center](#) | [Prospectuses](#)

- You will then view a confirmation screen with what you’ve elected and a transaction number. It can take a few weeks for elections to go into effect.
- Lastly, you will be prompted to elect a beneficiary for your retirement plan.